

## THE CHRONICLE OF HIGHER EDUCATION

WATCH FOR NEW UPDATES

# Here's Our New List of Colleges' Reopening Plans

By Chronicle Staff

JULY 29, 2020

(Last updated at 7:39 p.m., Eastern, on August 10, 2020)

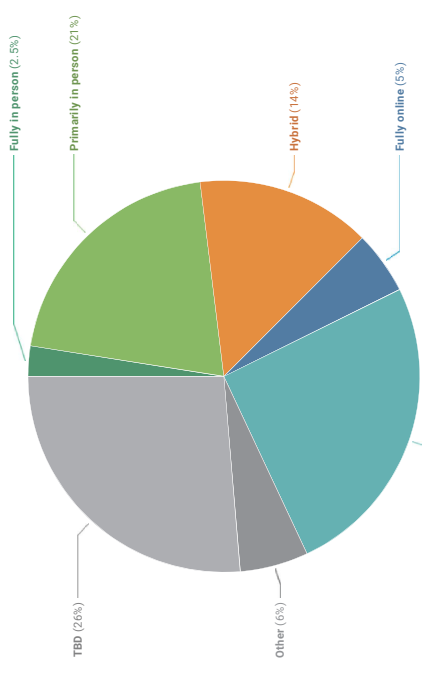
The coronavirus pandemic has left higher-education leaders facing difficult decisions about when to reopen campuses and how to go about it. Since April, *The Chronicle* has tracked individual colleges' plans, generating a list of more than 1,250 institutions. Now *The Chronicle* is teaming up with Davidson College's [College Crisis Initiative \(C2i\)](#), which has collected reopening plans for **nearly 3,000 institutions**, to present a fuller view of the fall. (You can still see [The Chronicle's data](#), though it will no longer be updated.)

The C2i tracking categories are slightly different from *The Chronicle's* earlier categorizations, and are explained on [C2i's website](#). While C2i has 14 total categories for fall plans on [its dashboard](#), they break down into seven general types:

- Other
- Hybrid
- Fully in person
- Fully online
- Primarily online, some courses in person
- Primarily in person, some courses online
- To be determined

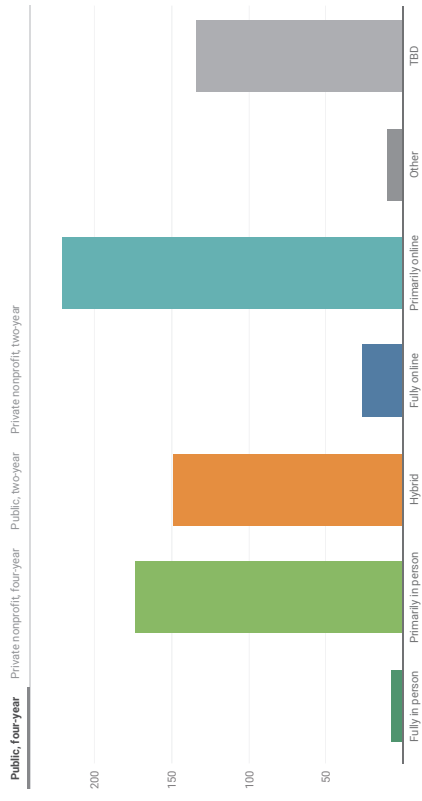
The biggest change is that while *The Chronicle* tracked only colleges that had either disclosed their plans or set a deadline for deciding, C2i seeks to track all colleges, and thus includes many colleges whose fall plans are "TBD."

Here's how the national picture breaks down:



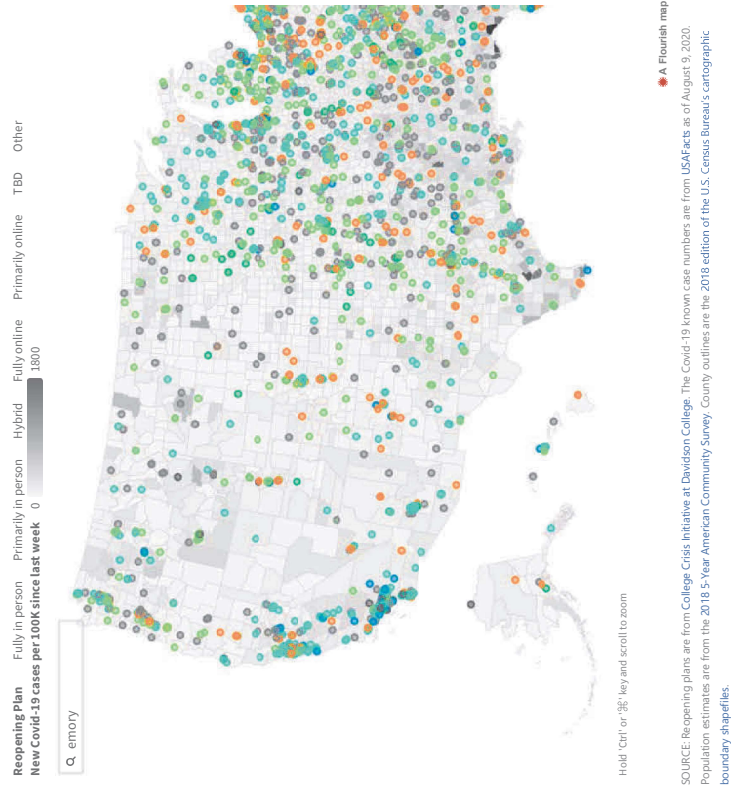
Created with Datawrapper  
SOURCE: College Crisis Initiative at Davidson College

But that doesn't tell the full story. Two-year colleges, for instance, are much more likely than four-year colleges to be planning an online fall.



Created with Datawrapper  
SOURCE: College Crisis Initiative at Davidson College

Statewide decisions, regional differences, and Covid-19 case counts also appear to play a role:



**Explore the data in greater detail below. If you believe your college has been miscategorized, please submit a correction request. Updates will be made daily.**

Find an institution

Institution Name	Control	State	Plan	2018 Fall Enrollment	Known Cases in County per 100K Residents	7-day Average of New Cases
Aaniiih Nakoda College	Public	MT	TBD	150	149	
Abilene Christian U.	Private	TX	Primarily in person	5,204	826	
Abraham Baldwin Agricultural College	Public	GA	Primarily online	4,291	3,291	
Academy for Nursing and Health Occupations	Private	FL	Other	466	2,560	
Academy of Interactive Entertainment	Private	LA	TBD	64	3,177	
Adams State U.	Public	CO	Primarily in person	3,110	1,399	
Adelphi U.	Private	NY	Primarily online	8,146	3,218	
Adrian College	Private	MI	Primarily in person	1,856	437	
AdventHealth U.	Private	FL	Primarily online	1,705	2,401	
Agnes Scott College	Private	GA	Fully online	1,030	1,873	
Aiken Technical College	Public	SC	Primarily online	2,267	1,119	
Aims Community College	Public	CO	TBD	6,250	1,257	
Akron Institute of Herzog U.	Private	OH	TBD	453	656	
Alabama A&M U.	Public	AL	Hybrid	6,106	1,535	
Alabama State U.	Public	AL	Hybrid	4,413	3,071	
Alamance Community College	Public	NC	Primarily online	4,248	1,525	
Alaska Bible College	Private	AK	TBD	45	329	
Alaska Christian College	Private	AK	Fully in person	81	553	
Alaska Pacific U.	Private	AK	Primarily online	502	729	
Albany College of Pharmacy and Health Sciences	Private	NY	Hybrid	1,331	844	

A Flourish data visualization

SOURCE: Reopening plans are from College Crisis Initiative at Davidson College. The Covid-19 known case numbers are from USAFacts as of August 9, 2020. Population estimates are from the 2018 5-Year American Community Survey.

NOTE: The seven-day average represents the average new cases of a day and the previous six days from March 1, 2020, to August 9, 2020.

*Jacquelyn Elias, Don Troop, and David Wescott contributed to this project.*

*If you have questions or concerns about this article, please email the editor/s or submit a letter for publication.*

**DATA**

**LEADERSHIP**

**FACILITIES**

**BUSINESS**



1255 23rd Street, N.W., Washington, D.C. 20037  
© 2020 The Chronicle of Higher Education